

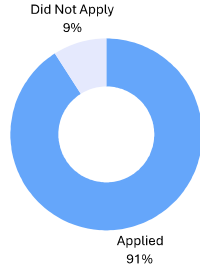
State of Grantseeking



Key Findings 2024

Grant Application Rate

Ninety-one percent of respondents applied for grant funding in 2023.

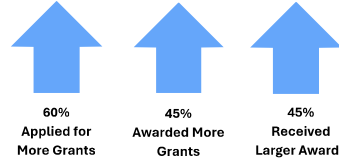


People Involved in Grantseeking



74% of Respondents

Grantseeking Activity Increased

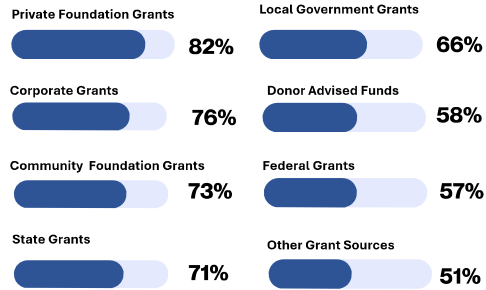


Application Rates by Funder Type

Median Dollars

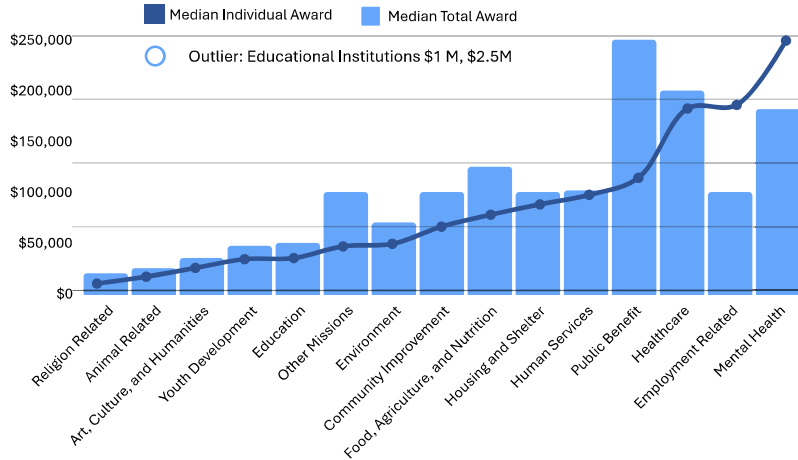
Total Grant Funding
\$170,000

Largest Individual Award
\$75,000



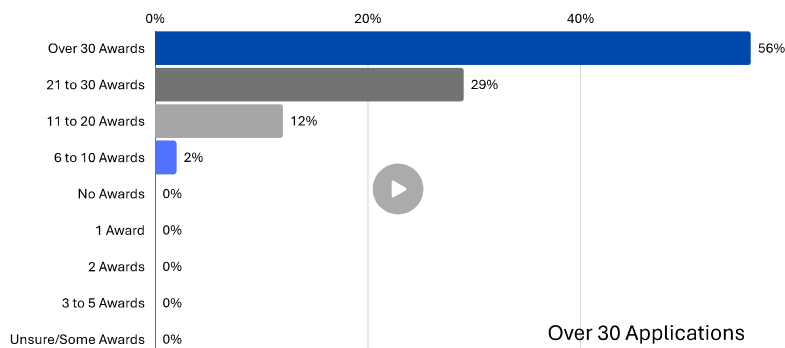
Mission Focus Matters

Award sizes varied by organizational mission focus.



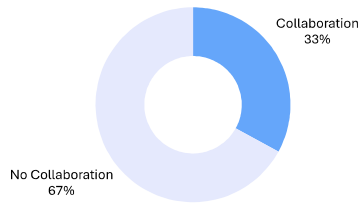
Awards vs Applications

A larger number of applications was more likely to result in a larger number of awards.



Collaborative Grants

Most respondents (67%) did not participate in collaborative grantseeking in 2023.



Median Dollars

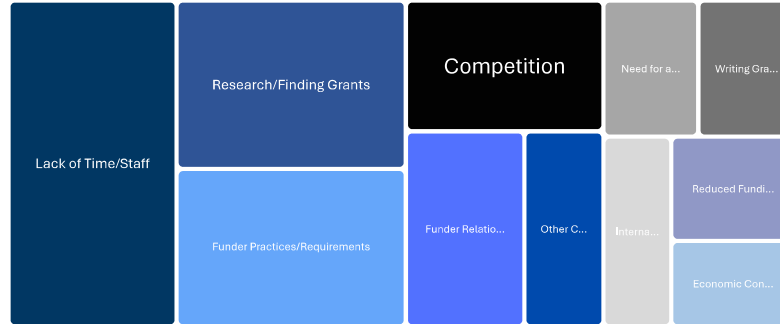
Largest Non-Government Grant

\$42,500

Largest Government Grant

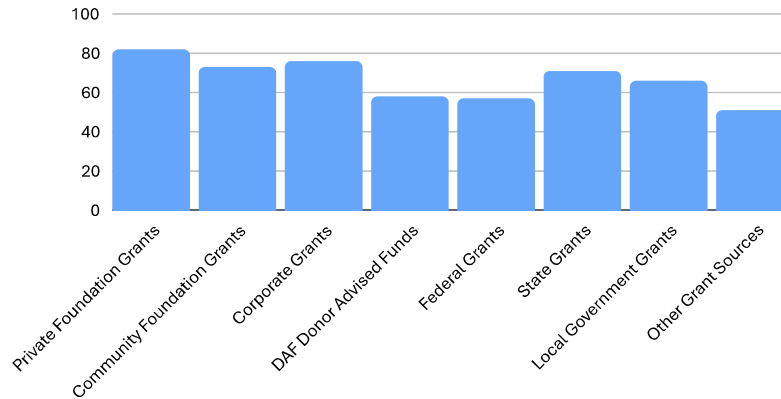
\$263,500

Challenges to Grantseeking

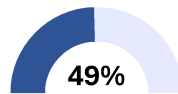


Award Rate by Funder Type

Grantseekers were most frequently awarded private foundation grants.

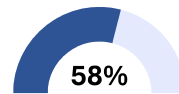


Grants Portion of Annual Budget



Forty-nine percent of respondents reported grant funding as comprising 25% or less of their annual budget

Grant Cycle Length



The grant cycle length for the largest grant award was between one and six months for 58% of respondents.



Funders released award monies quickly. 67% within 3 months.

Budget Size Matters

Larger organizations consistently reported larger award sizes.

